

Photosynthesis and Productivity of Soybean [*Glycine max* (L.) Merr.]

Jalal A. Aliyev^{1,2*}, Rufat S. Mirzoyev¹

¹Research Institute of Crop Husbandry, Ministry of Agriculture of Azerbaijan Republic, Pirshagi Village, II Sovkhoz, Baku AZ 1098, Azerbaijan

²Institute of Botany, Azerbaijan National Academy of Sciences, 40 Badamdar Shosse, Baku AZ 1073, Azerbaijan

The peculiarities of leaf carbon dioxide gas exchange in soybean genotypes grown in field over a large area and contrasting in duration of vegetation, photosynthetic traits and productivity were studied. Varietal differences in the daily and ontogenetic changes in photosynthesis and photorespiration were identified. It was established that the period of the high activity of photosynthetic apparatus in high productive soybean genotypes lasts for a longer time. The photosynthetic rate and the rate of CO₂ release in light due to photorespiration are higher in high productive genotypes. The magnitude of photorespiration in contrast soybean genotypes constitutes about 28-35% of photosynthetic rate. The ratio between true photosynthesis and photorespiration in genotypes with different productivity is constant enough during ontogenesis, indicating a direct positive correlation between true photosynthesis and photorespiration.

Keywords: photosynthesis, photorespiration, productivity, soybean genotypes

INTRODUCTION

Soybean belongs to the legume family (*Fabaceae*) originally from East Asia and one of the oldest cultivated plants. The cultivation of the soybean is referred to the Chinese literature as early as the third millennium BC. It was recognized only in the XIX century, and since then it has been widely spread worldwide. Cultural soybean is widely grown in Asia, Southern Europe, North and South America, Central and Southern Africa, Australia, the islands in the Pacific and Indian oceans at latitudes from the equator to 55-60°.

The soybean is often called “the miracle plant”, such interest is determined by a high quality of its grain, which contains 35-55% of easily digestible proteins, 17-27% of fats, 30% of carbohydrates, vitamins, etc., depending on variety and growing conditions. Among all worldwide cultivated agricultural crops the soybean is one of the most high-protein ones. Due to rich and varied chemical composition it is widely used as a food, forage and industrial crop, having a great agrotechnological importance as well (Aliyev and Akperov, 1995, 1998; Osoki and Kennelly, 2003; Pimentel and Patzek, 2008; Sakai and Kogiso, 2008). The soybean has also the ability to assimilate air nitrogen (Burris and Roberts, 1993) and, therefore, requires minimal costs for nitrogen fertilizers, which is often considered the single major energy contri-

bution to agriculture.

World soybean production was about 210.9 million metric tons in 2009 (Soystats, 2010). The consumption of soy-based products increases worldwide due to the described beneficial effects, which include reduction of cholesterol level, prevention of cancer, diabetes and obesity, protection against intestinal and kidney diseases (Friedman and Brandon, 2001).

The soybean is an annual plant with a pivotal root system. All species of the soybean has trifoliate leaves with drooping leaflets and pinnate venation, occasionally leaves with 5-, 7- and 9-leaflets are found.

The process of photosynthesis is the main part of total plant productivity. The soybean, like most agricultural crops, belongs to the so-called C₃-plants. A part of carbon dioxide assimilated during respiration in light is released from leaves simultaneously with photosynthesis (Sharkey, 1988). This results in much less real value of CO₂ assimilation in C₃-plants than the realized photosynthesis.

Since 1970's a concept on wastefulness of photorespiration has been formulated by many researches, and attempts to decrease or suppress it with the purpose to increase the crop productivity are still made (Zelitch, 1971, 1975; Ogren, 1975, 1976; Chollet and Ogren, 1975; Holaday and Chollet, 1984; Peterhansel and Maurino, 2010). The conception on possibility of significant increase in

*E-mail: aliyev-j@botany-az.org

productivity of C₃-plants through the selection of samples with low rate of photorespiration was developed. It was suggested to search the ways to eliminate or reduce photorespiration by genetic or chemical means (Zelitch, 1971, 1975, 1992; Ogren, 1975, 1976; Servaites and Ogren, 1977; Kebeish et al., 2007; Maurino and Peterhansel, 2010). However, chemicals which inhibit glycolate metabolism did not reduce photorespiration and increase photosynthetic efficiency (Servaites and Ogren, 1977). In addition, on the basis of the theory about the relationship between photosynthesis and photorespiration based on the competition between CO₂ and O₂ for ribulose-1,5-bisphosphate carboxylase, which appears at the level of carboxylase-oxygenase function of this enzyme, the existence of a positive relationship between the processes of photosynthesis and photorespiration at a constant intracellular CO₂ concentration has been demonstrated (Aliyev et al., 1988, 1996b).

The results of comprehensive study of components of leaf carbon dioxide gas exchange in soybean genotypes contrasting in productivity and photosynthetic traits under a natural growth conditions are presented in the paper.

MATERIALS AND METHODS

Experiments were performed on irrigated area at the Absheron Experimental Station of the Research Institute of Crop Husbandry. Research targets include different soybean genotypes (*Glycine max* (L.) Merr.), contrasting in height, architectonics, duration of vegetation, productivity and other morpho-physiological traits, Rannaya-10, Bystritsa, Volna, VNIIMK-3895, Komsomolka, Provar, VNIIMK-9, Plamya, Biyson and Visokoroslaya-3 were used (Figure 1-4). The genotypes Bystritsa and Volna are short-stemmed (40-55 cm), early maturing (growing season takes 80-90 days), with small leaves, compact bushes, low productive (2-2.3 t ha⁻¹). Komsomolka and VNIIMK-3895 are medium-stemmed (60-70 cm), medium maturing (growing season lasts from 115 to 126 days), with medium-sized grain, distinguish by semi-compact bushes, medium branching, high fixation of inferior beans, high productive (3.5-4.0 t ha⁻¹). The genotype Rannaya-10 is a short-stemmed, the growing season lasts from 110 to 115 days, with small grains, semi-compact bushes, high productive (3.3 t ha⁻¹). Provar, Biyson, VNIIMK-9, Visokoroslaya-3 and Plamya varieties belong to the high-stemmed group (80-115 cm), medium maturing (growing season takes 120-138 days), with large grains, and are characterized by wide bushes and medium pro-

ductivity (2.5-3.0 t ha⁻¹). The varieties Provar and Biyson are introduced from the USA, the other varieties were bred at the All-union Research Institute of Oil and Essential Oil Crops (VNIIMK).

All genotypes were grown under identical field conditions over a large area in compliance with all requirements of cultivation agrotechnology and experimental work (Guidelines on soybean cultivation, 1978; Aliyev et al., 1981, 1982; Aliyev and Akperov, 1985; Mirzoyev, 1990). The record plot area was 54 m², field experiments were repeated 4-times, and the optimal inter-row space was 60 cm. High agricultural background (optimal conditions for mineral nutrition) was used to determine the potential photosynthetic capacity of the studied soybean varieties (Aliyev and Akperov, 1985, 1986).

Sowing was carried out at the end of April, under soil temperature no lower than 12-13°C. Soil moisture was maintained at 70-75% of TAW (total available water capacity). During the growing season phenological observation of plant growth and development was carried out.

The rate of carbon dioxide gas exchange was measured using an infrared gas analyzer URAS-2T ("Hartman and Braun", Germany) in an open air system (Aliyev et al., 1996a). The special brass made thermostatic leaf chamber with optical glass windows of 10 cm² area was made.

The rate of photorespiration was determined by difference between the values of CO₂ release rate in light without CO₂ and dark respiration.

Leaf assimilation surface was measured using the "AAC-400" automatic area meter ("Kayashi" Delkon Co LTD, Japan). The specific leaf density (SLD) was calculated by the ratio of its dry weight to the area. Photosynthetically active radiation (PAR) was calculated according to Tooming and Gulyaev (1967). Data were processed at the 5% level of statistical significance (Dospekhov, 1985).

RESULTS AND DISCUSSION

The analysis of morpho-physiological traits of the soybean harvest showed that main factors of the yield are conditions for the functioning of all photosynthetic systems at the crop level determined by cultivation conditions, particularly mineral nutrition and irrigation. It was shown that high agricultural background provides the increase in yield and significant improvement of grain quality (Aliyev and Akperov, 1986). Intensive genotypes with optimum architectonics possess higher photosynthetic activity and provide high yield (3-4 t ha⁻¹) and high grain quality (40% protein).



Figure 1. Soybean genotype *Glycine max* (L.) Merr.



Figure 2. Sowings of different soybean genotypes.

The contribution of leaves to the total CO_2 assimilation largely depends on their layer location and spatial orientation (Aliyev and Akperov, 1985; Mirzoyev, 1990). Physiologically active leaves of middle layers (9, 10, 11) with higher specific leaf density ($0.44\text{-}0.51 \text{ g dm}^{-2}$) assimilate CO_2 more intense than leaves of the other layers. Leaves of upper layers also have a maximal value of SLD and photosynthetic rate in comparison with that of the lower ones. Obviously, the increase in SLD of the leaves of upper and middle layers under a favorable luminosity keeps the lower layers under the luminosity insufficient for active photosynthesis.

Comparative study of the rate of photosynthe-

sis during the day showed that, regardless of genotypes, diurnal variations in leaf photosynthetic rate are characterized by double-peak curves with sharp increase in photosynthetic rate in the morning (9-11 a.m.) and the evening (4-6 p.m.) and midday depression (Figure 5-7). Leaf photosynthesis in the low productive genotype Bystritsa starts at approximately 7 a.m., increases rapidly at sunrise and reaches its maximum value at 11 a.m. Then the rate of photosynthesis sharply drops at 2-3 p.m., and the lowest value during the day is being observed. After 3 p.m. the second peak is observed. It should be noted that solar radiation at 2 p.m. was the highest and amounted to $0.44 \text{ cal cm}^{-2} \text{ min}^{-1}$.



Figure 3. Measurement of the rates of photosynthesis and photorespiration in soybean genotypes in the field.



Figure 4. Harvest of soybean genotypes.

Change in ambient temperature and PAR during the day shows that their maximum value is achieved at 12 a.m. – 4 p.m. (Figure 5A). Diurnal depression of photosynthesis occurs at this time. In the midday CO_2 assimilation drop is caused by increase in temperature of leaves, resulting in increased respiration, water regime disturbance, weakening of assimilates

outflow and changes in other physiological processes.

In the evening the rate of photosynthesis decreases and carbon dioxide compensation point is being observed. At nightfall the photosynthetic gas exchange turns into the respiratory and carbon dioxide is released as a result of respiration. At night the

rate of dark respiration reaches its maximum value and then begins to decrease. After 5-6 p.m. the CO₂ release rate in the dark respiration decreases sharply, and after 7 a.m., at the sunrise the respiratory gas exchange turns into the photosynthetic, which increases dramatically within a short time.

High productive genotypes have a higher photosynthetic rate than low productive ones. A similar pattern is observed in the dynamics of the respiratory

gas exchange. During the night period, high productive genotypes have relatively higher respiration rate.

The leaves of lower and middle layers of high productive genotypes during the branching stage assimilate rather more CO₂ than leaves in similar layers of medium productive genotypes. Leaves of the middle layer assimilate more CO₂ during this stage in all studied genotypes (Figure 8).

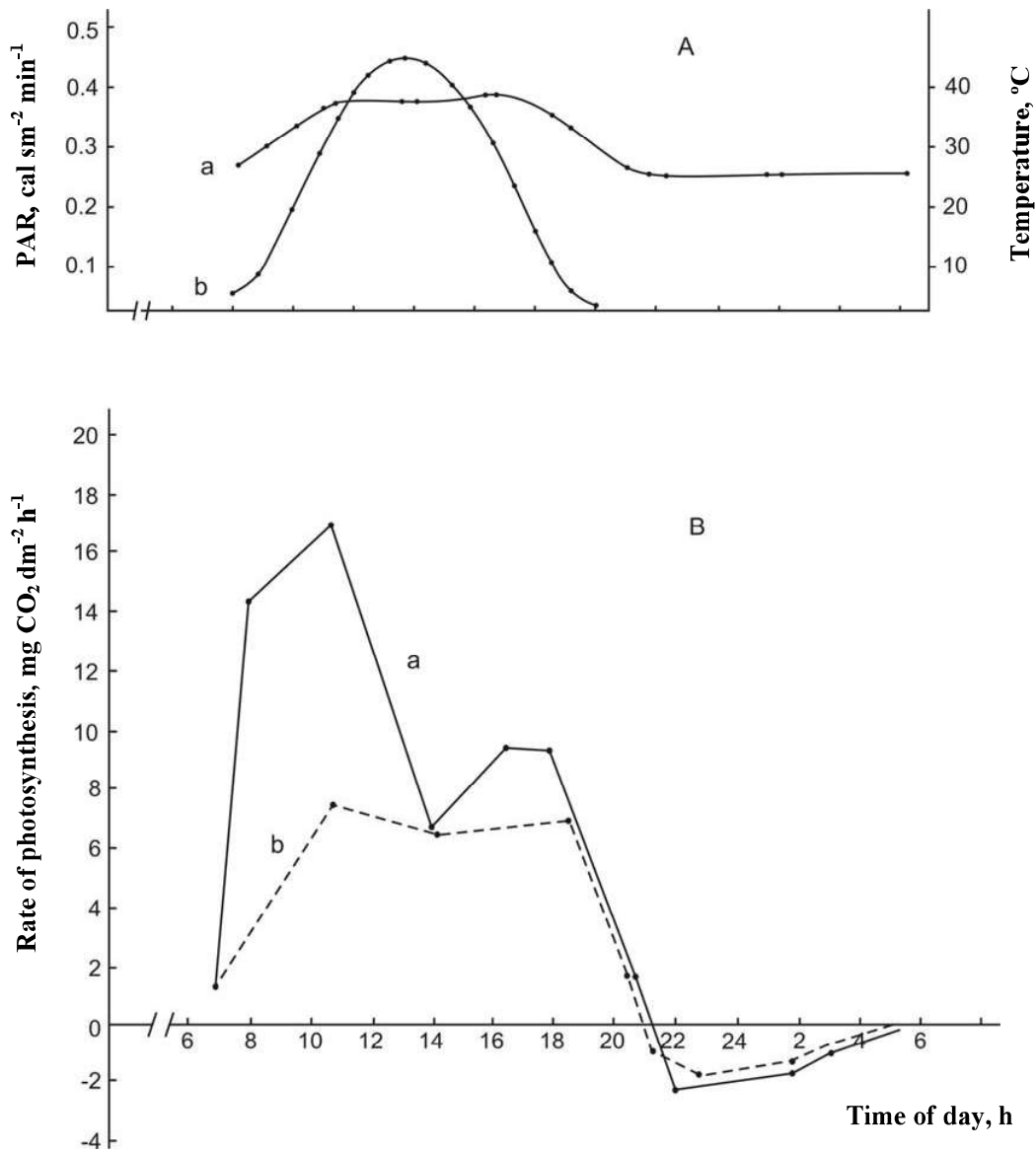


Figure 5. The diurnal patterns of the leaf gas exchange rate in the low productive genotype Bystritsa at the grain filling stage.

Aa – ambient temperature, Ab - PAR; Ba - the rate of leaf gas exchange in plants grown using mineral fertilizers; Bb - the rate of leaf gas exchange in plants grown without mineral fertilizers (control).

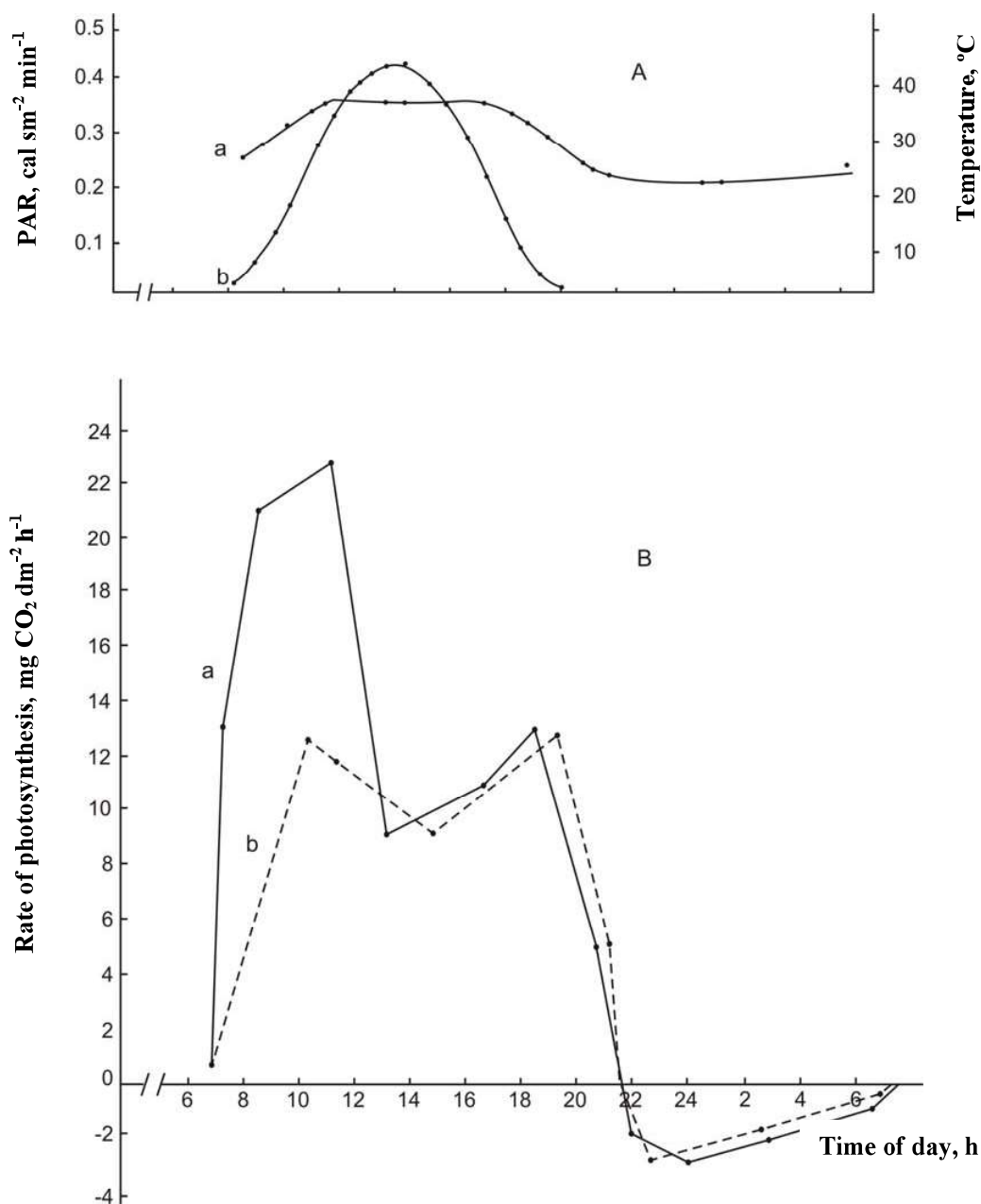


Figure 6. The diurnal pattern of the leaf gas exchange rate in the high productive genotype Komsomolka at the grain filling stage.

Aa – ambient temperature, Ab - PAR; Ba - the rate of leaf gas exchange in plants grown using mineral fertilizers; Bb - the rate of leaf gas exchange in plants grown without mineral fertilizers (control).

During the flowering stage the rate of CO₂ assimilation increases sharply in leaves of all layers in all genotypes, but the maximum value of CO₂ assimilation is observed in leaves of the middle layer. In the period of pod formation the intensity of lower layered leaves drops sharply. Throughout the growing season the leaves of the middle layer were distinguishing by the highest rate of photosynthesis. By the end of the growing season the activity of leaves of the upper layer remained high

as well.

Soybean genotypes contrasting in genetic and phenotypic peculiarities differ by maximum value of photosynthetic rate and duration of their highly active period as well during ontogenesis (Figure 9). Photosynthetic rate in leaves of different soybean genotypes gradually increases since the branching stage and reaches the maximum at the flowering - pod formation stages, and then decreases at the end of pod formation.

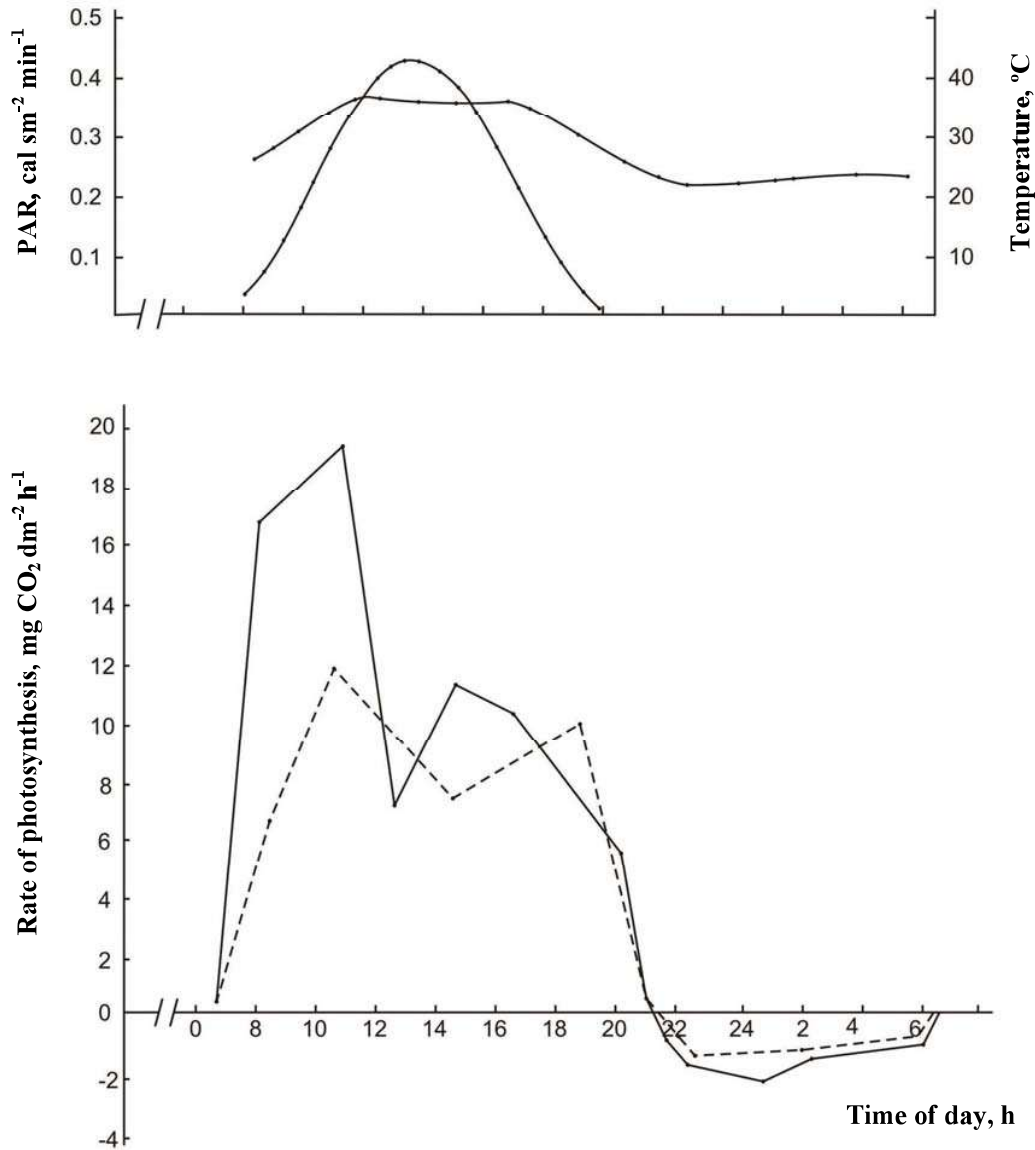


Figure 7. The diurnal pattern of the leaf gas exchange rate in the medium productive genotype Provar at the grain filling stage.

Aa – ambient temperature, Ab - PAR; Ba - the rate of leaf gas exchange in plants grown using mineral fertilizers; Bb - the rate of leaf gas exchange in plants grown without mineral fertilizers (control).

At the same time, leaves of the high productive genotypes (VNIIMK-3895 and Komsomolka) at all developmental stages, especially during flowering and pod formation, assimilate CO_2 more intensively and maintain high rate of photosynthesis for longer time. Pod formation stage in VNIIMK-3895 variety starts 5-8 days earlier and the rate of photosynthesis is maintained at a high level within 10-15 days. The longest flowering - pod formation period was observed in this variety (an average of 53 days over four years). Hence, the total longevity of the growing season does not play a major role in the grain yield but the duration of the period of pod forma-

tion and grain filling does (Mirzoyev, 1988 a, b; Akperov and Mirzoyev, 1990; Aliyev et al., 1992).

In contrast to medium- and long-stemmed genotypes, the short-stemmed early maturing genotypes (Bystritsa and Volna) are characterized by a short period of high values of the photosynthesis rate. It suggests that early maturity and short stature are not always accompanied by a high value of the photosynthetic rate. The medium productive genotype Plamya with relatively low CO_2 assimilation ($23.3 \text{ mg CO}_2 \text{ dm}^{-2} \text{ h}^{-1}$) is characterized by longer period of photosynthetic activity, and is inferior to medium-stemmed genotypes in its yield (Figure 9).

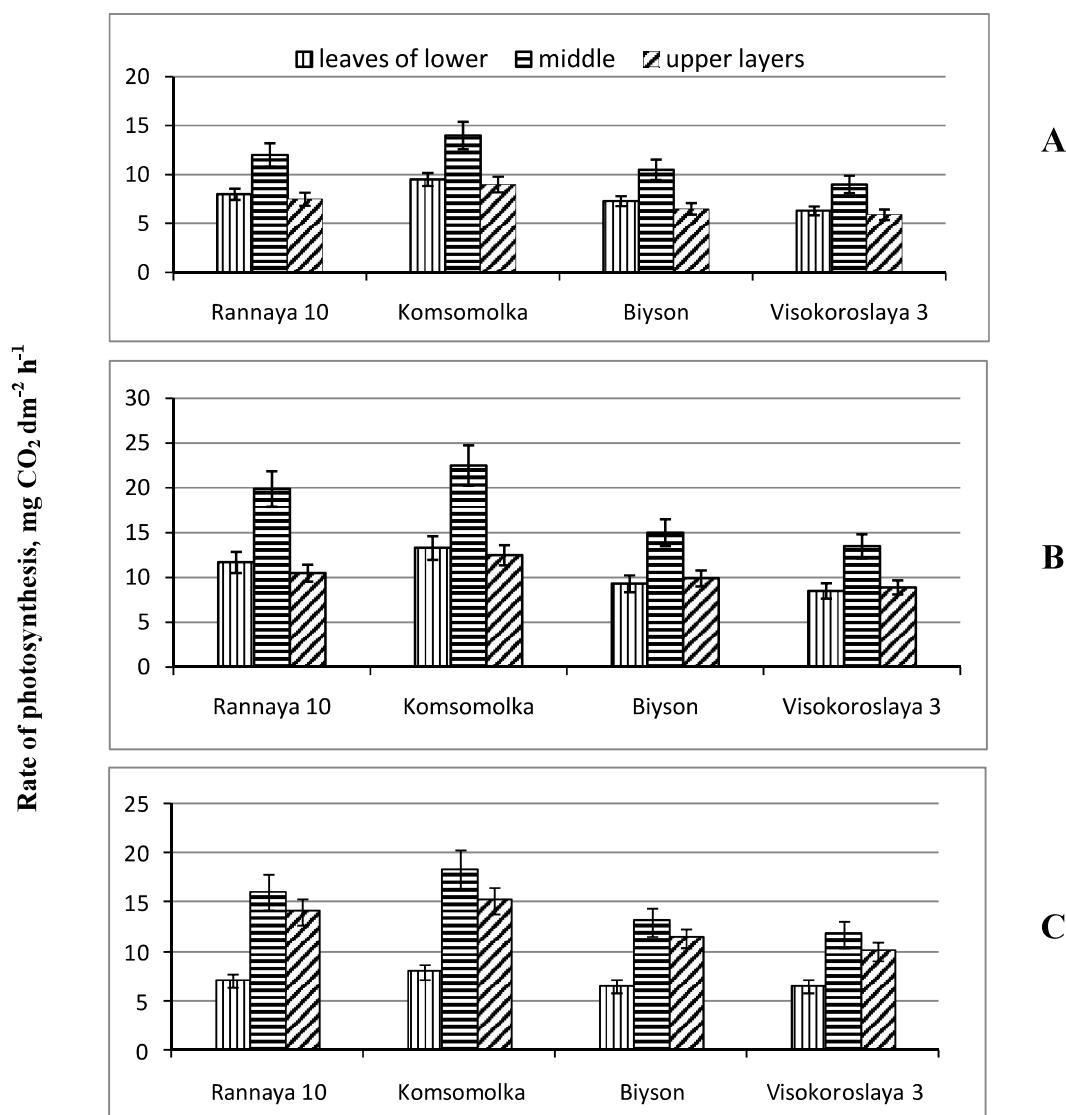


Figure 8. Seasonal dynamics of photosynthesis rate in leaves of different layers of the short-stemmed, high productive (Rannaya), medium-stemmed, high productive (Komsomolka) and long-stemmed, medium productive (Biyson, Visokoroslaya) soybean genotypes: A - branching, B - flowering, C - beginning of pod formation.

Improving the growing conditions significantly contributes to enhance the photosynthetic activity of plants in the cultivated area. Herewith, the rate of photosynthesis increases by 30-50%.

Like most major agricultural crops related to C₃-plants, soybean has active photorespiration that consumes the part of photosynthetic products.

Change in carbon dioxide gas exchange components, except dark respiration, occurs proportionally in all studied genotypes during ontogenesis (Figure 10-11). The maximum value of these components is observed in low productive varieties (Bistritsa, Volna) at 60th day of age, in high productive

(VNIIMK-3895 and Komsomolka) and medium productive ones (Provar and VNIIMK-9) at 80th day of age, while in the Plamya - at 90th day of age.

The ratio of true photosynthesis and photorespiration in the leaf ontogenesis is considerably constant and constitutes on average 29% for low productive varieties, 35% for high and 28% for medium productive ones (Mirzoyev, 1988 a, b, 1990; Aliyev et al., 1992). This suggests that about a third of the carbon assimilated in photosynthesis is being consumed during photorespiration.

The identical pattern of change in rates of true photosynthesis and photorespiration during the

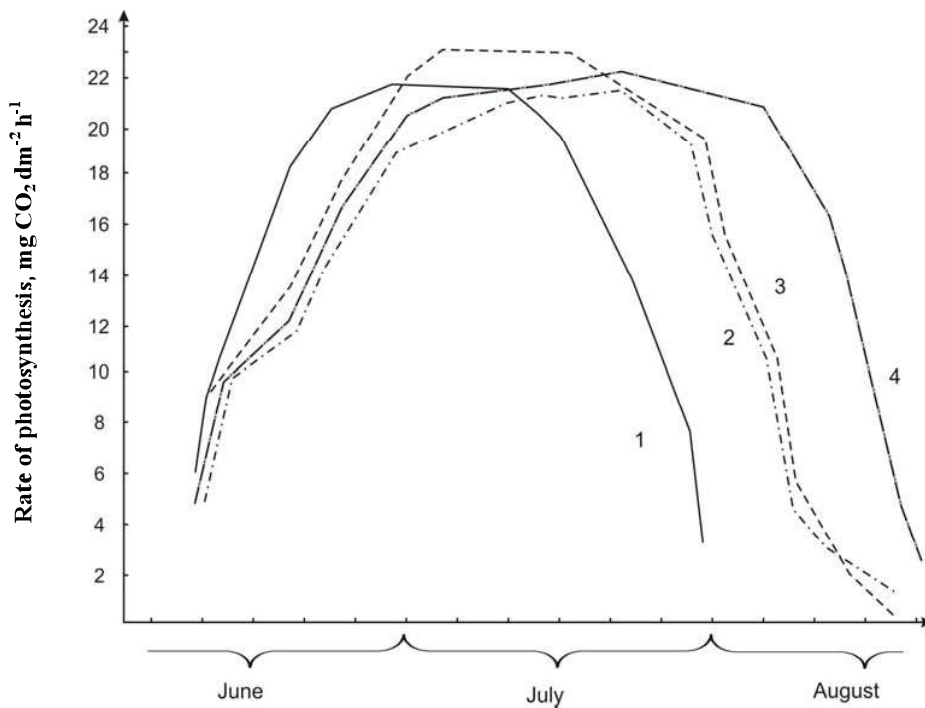


Figure 9. Ontogenetic changes in the photosynthesis rate in different soybean genotypes: 1 – Volna; 2 – VNIIMK-9; 3 – VNIIMK-3895; 4 – Plamya.

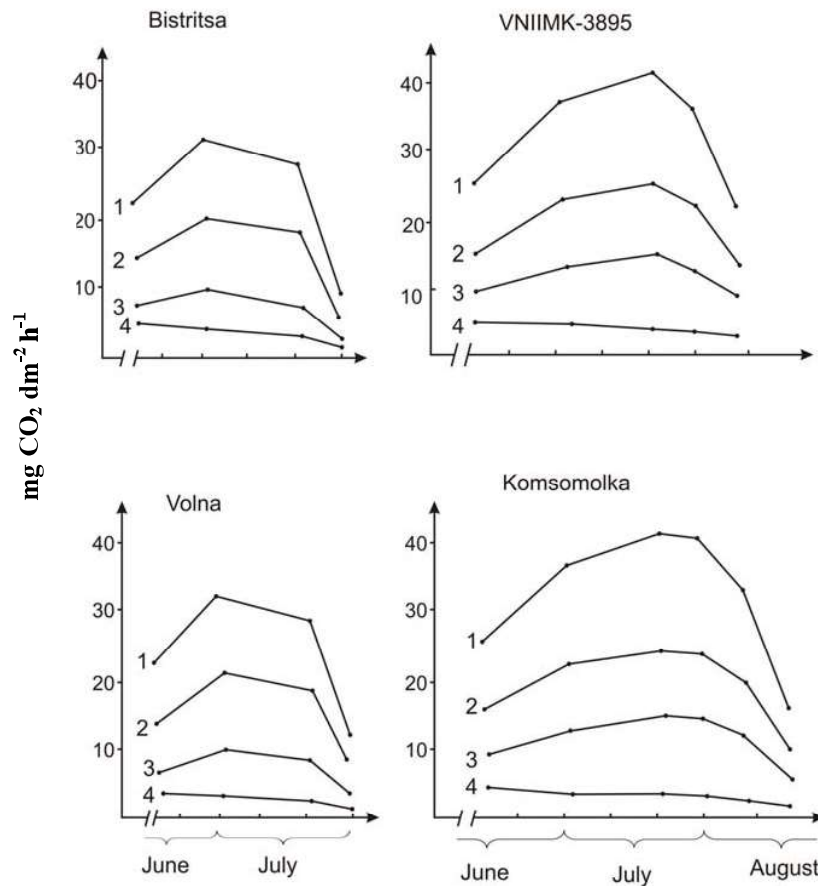


Figure 10. Components of carbon dioxide gas exchange in leaves of the low productive (Bystritsa, Volna) and high productive (VNIIMK-3895, Komsomolka) soybean genotypes: 1 - true photosynthesis; 2 - net photosynthesis; 3 - photorespiration; 4 - dark respiration.

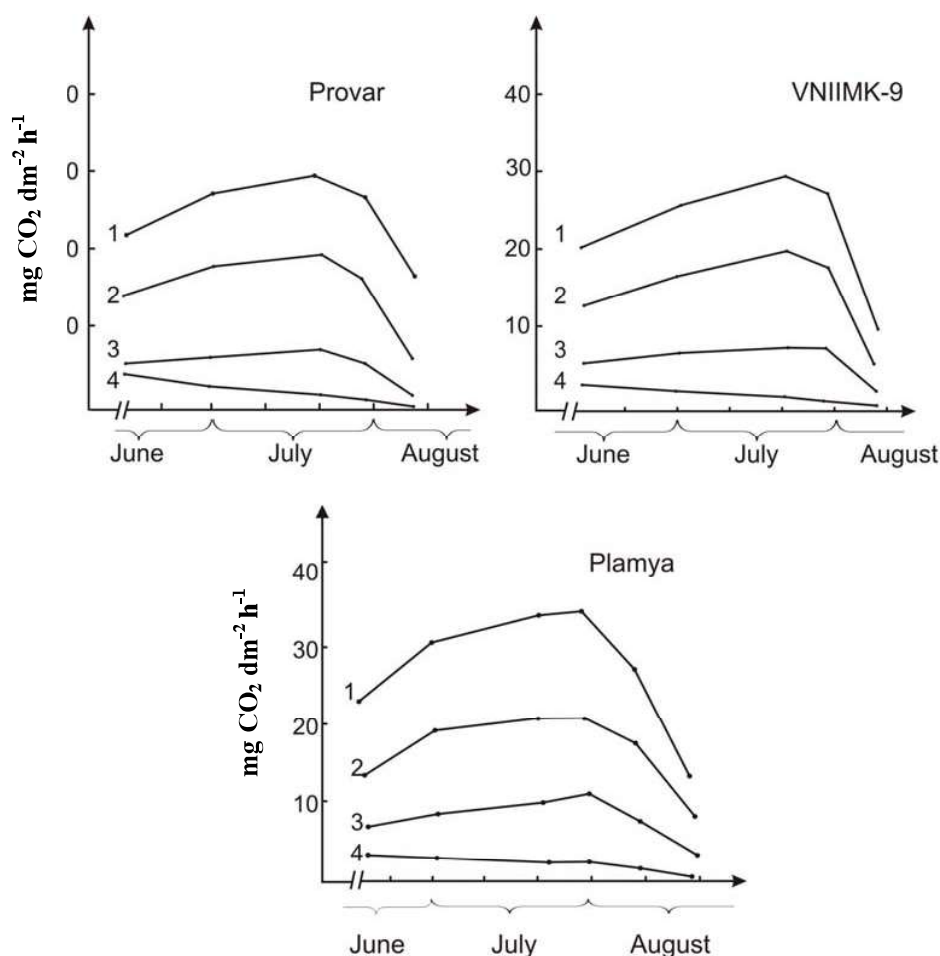


Figure 11. Components of carbon dioxide gas exchange in leaves of the medium productive (Provar, VNIIMK-9 and Plamya) soybean genotypes: 1 - true photosynthesis; 2 - net photosynthesis; 3 - photorespiration; 4 - dark respiration.

growing season suggests the existence of a positive relationship between them.

Quantitative characteristics of carbon dioxide gas exchange components demonstrates that if we consider the true value of photosynthesis as 100%, then the average value of the net photosynthesis in low productive wheat plants will be 65%, photorespiration - 29%, dark respiration - 6%, in high productive - 60%, 35%, 5%, and in medium productive ones - 66%, 28% and 6%, respectively. The data showed that the main role in the process of CO_2 release in light belongs to photorespiration that is greater in high productive soybean genotypes in comparison with low productive ones.

Based on these results, we can conclude that the attempts to find or create high productive genotypes that would have high photosynthesis and low photorespiration rates are unpromising and it is appropriate in breeding programs to focus on genotypes that have high rates of both photosynthesis and photorespiration.

Thus, the following parameters are suggested for the purposeful selection of high productive soybean genotypes: compact leaf shape, medium-sized leaves, which are located mainly in the middle layer, high rates of photosynthesis and photorespiration, high specific leaf density and longer period of pod formation-grain filling.

REFERENCES

- Akperov Z.I., Mirzoyev R.S.** (1990) Photosynthetic traits of various soybean genotypes contrast in grain yield. *Vestnik selskokhozaystvennoy nauki AzSSR, Baku* 2: 6-9 (in Russian).
- Aliyev D.A., Kerimov S.Kh., Guliev N.M., Akhmedov A.A.** (1996a) Carbon metabolism in wheat genotypes with contrasting photosynthetic characteristics. *Russian J. Plant Physiol.* 43(1): 42-48.
- Aliyev J.A., Guliev N.M., Kerimov S.Kh., Hidayat**

- tov R.B.** (1988) Enzymes of the primary CO₂ fixation in flag leaf ontogenesis of wheat genotypes. *Izv. Akad. Nauk Azerb. SSR (ser. biol. nauk)* **4**: 12-20 (in Russian).
- Aliiev J.A., Guliev N.M., Kerimov S.Kh., Hidayatov R.B.** (1996b) Photosynthetic enzymes of wheat genotypes differing in productivity. *Photosynthetica* **32(1)**: 77-85.
- Aliyev J.A., Akhmedov A.A., Mirzoyev R.S.** (1992) Dynamics of CO₂ gas exchange in leaves of soybean in field. *Izv. Akad. Nauk Azerb. SSR (ser. biol. nauk)* **1-6**: 76-82 (in Russian).
- Aliyev J.A., Akperov Z.I.** (1985) Dynamics of sowing structure and photosynthetic traits of soybean genotypes. *Izv. Akad. Nauk Azerb. SSR (ser. biol. nauk)* **3**: 3-10 (in Russian).
- Aliyev J.A., Akperov Z.I.** (1986) Conception on ideal soybean. *Izv. Akad. Nauk Azerb. SSR (ser. biol. nauk)* **2**: 3-11 (in Russian).
- Aliyev J.A., Akperov Z.I.** (1995) Photosynthesis and soybean grain yield. *Rodnik, Moscow-Baku*: 126 p. (in Russian).
- Aliyev J.A., Akperov Z.I.** (1998) Fotosinteza și recolta de soia. *Știninta, Chișina*: 127 p.
- Aliyev J.A., Akperov Z.I., Nabiyeu M.H.** (1981) Soybean cultivation under irrigation conditions of Azerbaijan SSR (Guidelines). *Baku*: 8 p. (in Russian).
- Aliyev J.A., Akperov Z.I., Nabiyeu M.H.** (1982) Soybean cultivation in irrigated lands of Azerbaijan SSR. *Azemeshr, Baku*: 54 p. (in Russian).
- Burriss R.H., Roberts G.P.** (1993) Biological nitrogen fixation. *Annu. Rev. Nutr.* **13**: 317-335.
- Chollet R., Ogren W.L.** (1975) Regulation of photorespiration in C₃ and C₄ species. *Bot. Rev.* **41(2)**: 137-179.
- Dospekhov B.A.** (1985) Methods of field experience. *Agropromizdat, Moscow*: 351 p. (in Russian).
- Friedman M., Brandon D.L.** (2001) Nutritional and health benefits of soy proteins. *J. Agric. Food Chem.* **49**: 1069-1086.
- Holaday A.S., Chollet R.** (1984) Photosynthetic/photorespiratory characteristics of C₃-C₄ intermediate species. *Photosynth. Res.* **5**: 307-323.
- Kebeish R., Niessen M., Thiruveedhi K., Bari R., Hirsch H.-J., Rosenkranz R., Stähler N., Schönfeld B., Kreuzaler F., Peterhansel C.** (2007) Chloroplastic photorespiratory bypass increases photosynthesis and biomass production in *Arabidopsis thaliana*. *Nature Biotech.* **25**: 593-599.
- Maurino V.G., Peterhansel C.** (2010) Photorespiration: current status and approaches for metabolic engineering. *Curr. Opin. Plant Biol.* **13**: 249-256.
- Mirzoyev R.S.** (1988a) Seasonal variations of photosynthesis intensity of various soybean genotypes. *Proceedings of IV Republic Conference, Baku*: 78 p. (in Russian).
- Mirzoyev R.S.** (1988b) CO₂ gas exchange and photosynthetic traits of various soybean genotypes. *Proceedings of Republic Conference of Young Scientists, Tbilisi*: 38 p. (in Russian).
- Mirzoyev R.S.** (1990) CO₂ gas exchange of soybean genotypes different in photosynthetic traits and productivity. *PhD thesis, Baku*: 22 p. (in Russian).
- Ogren W.L.** (1975) Control of photorespiration in soybean and maize. In: *Environmental and Biological Control of Photosynthesis* (Marchelle R., ed.), *The Hague, W. Junk*: 45-52.
- Ogren W.L.** (1976) Search for higher plants with modifications of the reductive pentose phosphate pathway of CO₂ assimilation. In: *CO₂ Metabolism and Plant Productivity* (Burriss R.H., Black C.C., eds.), *University Park Press, Baltimore*: 19-29.
- Ososki A.L., Kennelly E.J.** (2003) Phytoestrogens: a review of the present state of research. *Phytother. Res.* **17**: 84-869.
- Peterhansel C., Maurino V.G.** (2011) Photorespiration redesigned. *Plant Physiol.* **155**: 49-55.
- Pimentel D., Patzek T.** (2008) Ethanol production using corn, switchgrass and wood; biodiesel production using soybean. In: *Biofuels, Solar and Wind as Renewable Energy Systems* (Pimentel D., ed.), *Springer, New York*: 373-394.
- Guidelines on soybean cultivation on irrigated lands in the Northern Caucasus.** (1978) *Krasnodar*: 19 p. (in Russian).
- Sakai T., Kogiso M.** (2008) Soy is of flavones an immunity. *J. Med. Invest.* **55**: 176-173.
- Servaites J.C., Ogren W.L.** (1977) Chemical inhibition of the glycolate pathway in soybean leaf cells. *Plant Physiol.* **60**: 461-466.
- Sharkey T.D.** (1988) Estimating the rate of photorespiration in leaves. *Physiol. Plant.* **73**: 147-152.
- Tooming H.G., Gulyayev B.I.** (1967) Methods of measurement of photosynthetically active radiation. *Nauka, Moscow*: 143 p. (in Russian).
- Zelitch I.** (1971) Photosynthesis, photorespiration, and plant productivity. *Acad. Press, New York-London*: 247 p.
- Zelitch I.** (1975) Improving the efficiency of photosynthesis. *Science* **188**: 626-633.
- Zelitch I.** (1992) Control of plant productivity by regulation of photorespiration. *BioScience* **42**: 510-516.